




BOX BUILDINGS

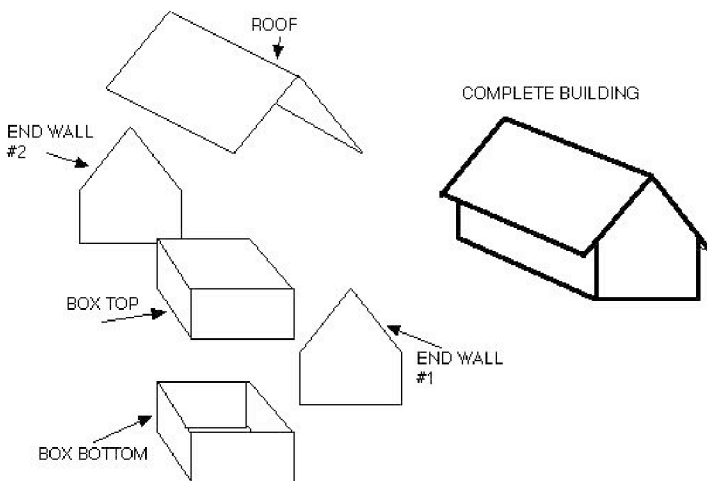



SOME VARIATIONS -- 3/2002

You can draw windows and doors and various siding materials with your computer and print and print them out on label paper. You can then cut these drawings out and apply them to the house models. Max's Grill below was done this way in full color.


CLOSED BOXES



OPEN BOXES



Boxes can easily be made into building models as shown here



This is a model of a diner in Harrison, NJ

This box contains the scoring platen and scoring tool shown -- plus complete instructions and four sheets of boxmaking cardstock. You will also need a glue gun & scissors to cut the notches.